

365 - SELF DETERMINED**General 4-H Project**

Project ideas (other than Idea Starters listed) MUST be pre-approved by the Extension office.

- ✿ For project COMPLETION and GRADE, Member MUST participate in either:
 1. **County 4-H Project Judging Day** – Ross County Fairgrounds
Member is eligible for County Awards (Judges' Choice, Outstanding, Honorable Mention) and State Fair Selection (if applicable)
 2. **Early 4-H Project Judging** – Ross County Service Center
Members unable to attend County Project Judging Day should plan to attend Early Judging. Member is eligible for County Rosettes (Outstanding, Honorable Mention).
** Exception for State Fair selection at Early Judging - If there is only one member judged in a project, then the judge has the option to select a state fair representative.*
- ✿ Complete "Thank You" note activity (see copy of instruction sheet included in your project book)
- ✿ To receive Fair Premiums, your project must be displayed at the Ross County Fair in a Jr. Fair Building booth.
- ✿ **For Project Judging Dates & Times & Details:**
ASK your Club Advisor
READ the *May Family HOTLINE* sent to every 4-H family
LOOK on the 4-H App or website <http://ross.osu.edu>

Skill Level: Members age 12 and over

Self-Determined Projects -

- Members are welcome to create their own project in the General Category (#365.00) or use one of the Idea Starters from the topic areas listed below.
- A **completed Self-Determined Project Guide (booklet)** is required for each self-determined project.
You will use the booklet to describe your project, set goals, and record your activities.

REQUIREMENTS –

Self-determined project requirements can vary according to the topic area. Refer to your Topic Area for your specific requirements on the following pages.



TOPIC AREAS & REQUIREMENTS

#365.00 SELF-DETERMINED

Guidelines for projects YOU create or for Project Idea Starters listed here:

- | | | | |
|-------------------------|----------------------------------|------------------------------------|------------------------|
| -Amateur Radio | -Digital Media | -Model Railroading | -Ways of Knowing Water |
| -American Sign Language | -Discovering Genetics | -Music | -3D Printing |
| -Clowning | -Disability Advocacy & Awareness | -Skateboarding | |
| -Computer Science | -Local Foods | -Viruses, Bacteria, & Fungi, Oh My | |

Completion:

Using the “Self-Determined Project Guide #365”, prepare a notebook which includes:

1. Topic identification
2. At least 3 Interest Areas, each with at least 3 activities
3. At least two Learning Experiences
4. At least two Leadership/Citizenship experiences
5. Documentation and photos of what you did to complete the Project Activities.
6. Write a Project Summary
7. Prepare a display of your project.

****Display must be on a 36” high by 48” wide cardboard tri-fold display board with 12” wings. (similar to the science fair backboards). This requirement aligns with State Fair judging.***

County Judging:

1. Participate in personal interview.
2. Bring:
 - a. Completed project notebook
 - b. Completed Self-Determined Project Guide Booklet (#365)
 - c. Tri-fold display is required for 365.00 projects. Sample of project work

County Fair Exhibit:

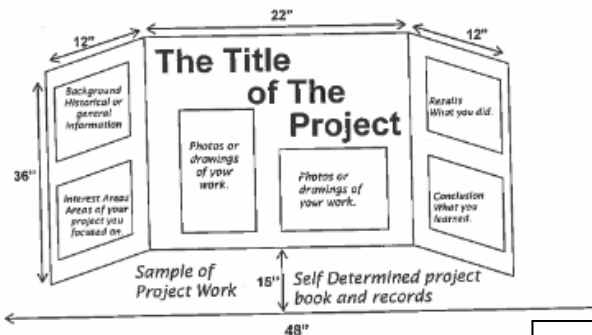
Notebook of your written project plan and item representing your project
(Due to booth space limits, tri-fold displays may/may not be exhibited. Ask your advisor if there is room for it)

State Fair Competition:

1. State Fair participants will be selected during county-level competition on 4-H Project Judging Day.
2. #365.00 Self-Determined projects (project that YOU created) will go to the state fair on Self-Determined Day
3. Bring to your interview:
 - a. Completed 365 Project Record
 - b. Sample of Project Work
 - c. * Tri-fold display is required for state fair for 365.00 projects!

* The Tri-fold Display must include

- Title of Project”
- “Background” – historical or general information about your topic
- “Areas of Interest” – areas of your project you chose to focus on
- “Results” – what you did
- “Conclusion” – what you learned



#365.01 SELF-DETERMINED COMPANION ANIMAL

Guidelines for Project Idea Starter projects listed here:

-Chinchillas -Ferrets -Hedgehogs -Pigeons -Reptiles & Amphibians

Completion:

Using the "Self-Determined Project Guide #365", prepare a notebook which includes:

1. Topic identification
2. At least 3 Interest Areas, each with at least 3 activities
3. At least two Learning Experiences
4. At least two Leadership/Citizenship experiences
5. Documentation and photos of what you did to complete the Project Activities.
6. Write a Project Summary
7. Prepare an educational display based on your project (samples of project work, items made, photos, notebook, scrapbook, or poster (minimum 14" x 22" and maximum 22" x 28"))

County Judging:

1. Interview based on creativity of project, skills learned, activities completed, and educational exhibit.
2. Bring to interview on 4-H Project Judging Day:
 - a. Completed Self-Determined Project Guide Booklet (#365)
 - b. Educational exhibit
3. DO NOT BRING your animal to county judging. Due to potential animal stress (heat, transporting, etc.) please do NOT bring animal to judging.

County Fair Exhibit:

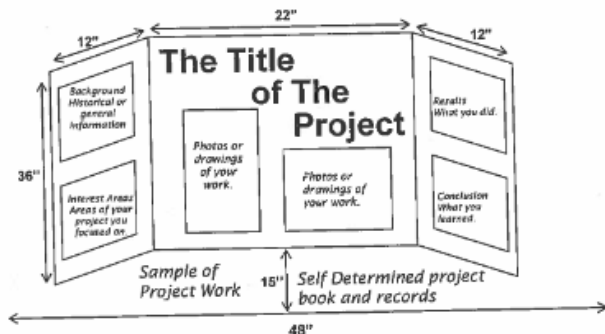
Display educational exhibit relating to project work in a fair booth

State Fair Competition:

1. State Fair participants will be selected during county-level competition on 4-H Project Judging Day.
2. Bring to interview:
 - a. Completed 365 Project Record
 - b. Educational exhibit
3. #365.01 Self-Determined Companion Animal projects will go to the state fair on Companion Animal Day

* The Tri-fold Display must include

- Title of Project"
- "Background" – historical or general information about your topic
- "Areas of Interest" – areas of your project you chose to focus on
- "Results" – what you did
- "Conclusion" – what you learned



#365.02 SELF-DETERMINED CREATIVE ARTS

Guidelines for Project Idea Starter projects listed here:

-Miniature Gardens (fairies, fake plants, etc)

-Paper Craft

-String Art

Completion:

Using the "Self-Determined Project Guide #365", prepare a notebook which includes:

1. Topic identification
2. At least 3 Interest Areas, each with at least 3 activities
3. At least two Learning Experiences
4. At least two Leadership/Citizenship experiences
5. Documentation and photos of what you did to complete the Project Activities.
6. Write a Project Summary
7. Prepare an educational display based on your project (samples of project work, items made, photos, notebook, scrapbook, or poster (minimum 14" x 22" and maximum 22" x 28"))

County Judging:

1. Interview based on creativity of project, skills learned, activities completed, and educational exhibit.
2. Bring to interview on 4-H Project Judging Day:
 - a. Completed Self-Determined Project Guide Booklet (#365)
 - b. Educational exhibit

County Fair Exhibit:

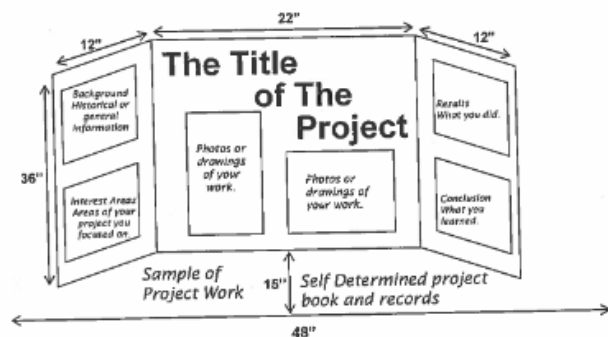
Display educational exhibit relating to project work in a fair booth

State Fair Competition:

1. State Fair participants will be selected during county-level competition on 4-H Project Judging Day.
2. Bring to interview:
 - a. Completed 365 Project Record
 - b. Educational exhibit (representing your learning experience)
3. #365.02 Self-Determined Creative Arts projects will go to the state fair on Creative Arts Day 1

* The Tri-fold Display must include

- Title of Project"
- "Background" – historical or general information about your topic
- "Areas of Interest" – areas of your project you chose to focus on
- "Results" – what you did
- "Conclusion" – what you learned



#365.03 SELF-DETERMINED FAMILY LIFE

Guidelines for Project Idea Starter projects listed here:

-Babysitting

Completion:

Using the "Self-Determined Project Guide #365", prepare a notebook which includes:

1. Topic identification
2. At least 3 Interest Areas, each with at least 3 activities
3. At least two Learning Experiences
4. At least two Leadership/Citizenship experiences
5. Documentation and photos of what you did to complete the Project Activities.
6. Write a Project Summary
7. Prepare an educational display based on your project (samples of project work, items made, photos, notebook, scrapbook, or poster (minimum 14" x 22" and maximum 22" x 28"))

County Judging:

1. Interview based on creativity of project, skills learned, activities completed, and educational exhibit.
2. Bring to interview on 4-H Project Judging Day:
 - a. Completed Self-Determined Project Guide Booklet (#365)
 - b. Educational exhibit

County Fair Exhibit:

Display educational exhibit relating to project work in a fair booth

State Fair Competition:

1. State Fair participants will be selected during county-level competition on 4-H Project Judging Day.
2. Bring to interview:
 - a. Completed 365 Project Record
 - b. Educational exhibit (representing your learning experience)
3. #365.03 Self-Determined Family Life projects will go to the state fair on Family Life Day
4. *Bring – Pencil. Completed project book. Other project records to show results of your work.
**Note: The only required item is your project book. Your goal is to let the judges know what you learned from the project.*
*You may choose to bring 1 photo album (maximum 12"x18"x5" **OR** 1 portfolio/box (maximum 24"x24"x"24)). In addition, you may bring one poster (maximum 24"x36". May be standard science fair, tri-fold poster). Do not bring big displays/exhibits and excessive amounts of toy or play items.*

#365.04 SELF-DETERMINED NATURAL RESOURCES

Guidelines for Project Idea Starter projects listed here:

- | | | | |
|------------------------------|---------------------------------|----------------------------------|----------|
| -Astronomy | -Crop Production | -Miniature Gardens (live plants) | -Weather |
| -Bats | -Field to Faucet: Water Quality | -Native American Artifacts | |
| -Climate Change | -Flower Gardening | -Paddle Water Sports | |
| -Get Started with Composting | -Going Green: Sustainable Life | -Shale Gas Extraction | |

Completion:

Using the "Self-Determined Project Guide #365", prepare a notebook which includes:

1. Topic identification
2. At least 3 Interest Areas, each with at least 3 activities
3. At least two Learning Experiences
4. At least two Leadership/Citizenship experiences
5. Documentation and photos of what you did to complete the Project Activities.
6. Write a Project Summary
7. Prepare an educational display based on your project (samples of project work, items made, photos, notebook, scrapbook, or poster (minimum 14" x 22" and maximum 22" x 28"))

County Judging:

1. Interview based on creativity of project, skills learned, activities completed, and educational exhibit.
2. Bring to interview on 4-H Project Judging Day:
 - a. Completed Self-Determined Project Guide Booklet (#365)
 - b. Educational exhibit

County Fair Exhibit:

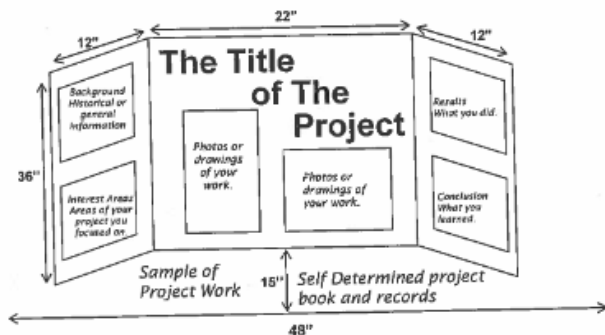
Display educational exhibit relating to project work in a fair booth

State Fair Competition:

1. State Fair participants will be selected during county-level competition on 4-H Project Judging Day.
2. Bring to interview:
 - a. Completed 365 Project Record
 - b. Educational exhibit (representing your learning experience)
3. #365.04 Self-Determined Family Life projects will go to the state fair on Natural Resources Day

* The Tri-fold Display must include

- Title of Project"
- "Background" – historical or general information about your topic
- "Areas of Interest" – areas of your project you chose to focus on
- "Results" – what you did
- "Conclusion" – what you learned



#365.05 SELF-DETERMINED QUILT

Guidelines for Project Idea Starter projects listed here:

-Quilt

Completion:

Using the "Self-Determined Project Guide #365", prepare a notebook which includes:

1. Topic identification
2. At least 3 Interest Areas, each with at least 3 activities
3. At least two Learning Experiences
4. At least two Leadership/Citizenship experiences
5. Documentation and photos of what you did to complete the Project Activities.
6. Write a Project Summary
7. Prepare an educational display based on your project (samples of project work, items made, photos, notebook, scrapbook, or poster (minimum 14" x 22" and maximum 22" x 28"))

County Judging:

1. Interview based on creativity of project, skills learned, activities completed, and educational exhibit.
2. Bring to interview on 4-H Project Judging Day:
 - a. Completed Self-Determined Project Guide Booklet (#365)
 - b. Quilt

County Fair Exhibit:

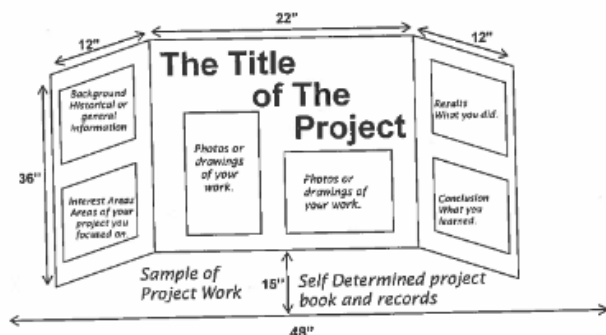
Display your Quilt in a fair booth

State Fair Competition:

1. State Fair participants will be selected during county-level competition on 4-H Project Judging Day.
2. Bring to interview:
 - a. Completed 365 Project Record
 - b. Quilt
3. #365.05 Self-Determined Quilt projects will go to the state fair on Family Life Day

* The Tri-fold Display must include

- Title of Project"
- "Background" – historical or general information about your topic
- "Areas of Interest" – areas of your project you chose to focus on
- "Results" – what you did
- "Conclusion" – what you learned



#365.06 SELF-DETERMINED WORKFORCE PREP

Guidelines for Project Idea Starter projects listed here:

-Camp Counseling -The World of Work is Calling ... Are You Ready

Completion:

Using the "Self-Determined Project Guide #365", prepare a notebook which includes:

1. Topic identification
2. At least 3 Interest Areas, each with at least 3 activities
3. At least two Learning Experiences
4. At least two Leadership/Citizenship experiences
5. Documentation and photos of what you did to complete the Project Activities.
6. Write a Project Summary
7. Prepare an educational display based on your project

County Judging:

1. This project does not get judged at the county-level. Members may attend the Ohio State Junior Fair evaluation

County Fair Exhibit:

N/A

State Fair Competition:

1. Members can register for this event consisting of a Mock Interview. Contact Extension office for form.
2. To participate:
 - a. Registration Form (mailed in ahead of time)
 - b. Display / Educational exhibit
 - c. Mock Interview including resume and appropriate attire
 - d. Interview
3. #365.06 Self-Determined Workforce Prep projects will go to the state fair on Workforce Preparation Day

* The Tri-fold Display must include

- Title of Project"
- "Background" – historical or general information about your topic
- "Areas of Interest" – areas of your project you chose to focus on
- "Results" – what you did
- "Conclusion" – what you learned

